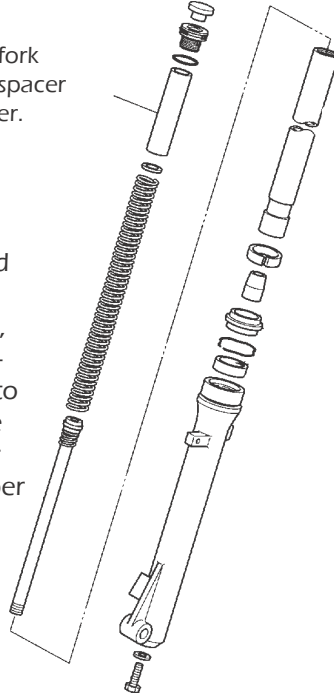


# TT-R 125

## FORK SPRING INSTALLATION INSTRUCTIONS

When installing the fork springs, discard this spacer and the lower washer.

BBR Motorsports recommends starting with the standard oil viscosity and height (10W at 130mm from the top of the tube, compressed). Heavy riders may want to switch to a heavier fork oil or raise the oil level. Check your owners manual for proper service information.



# BBR

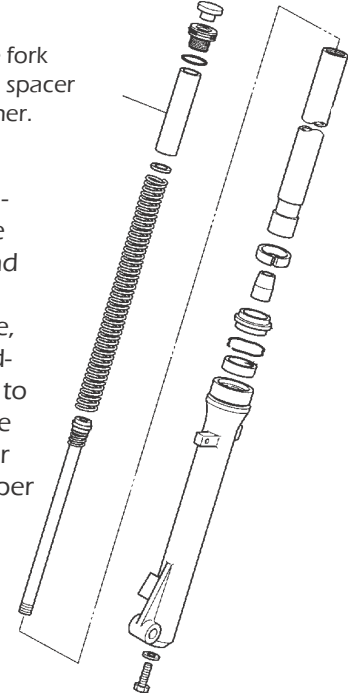
MOTORSPORTS (253) 631-8233 · www.bbrrmotorsports.com

# TT-R 125

## FORK SPRING INSTALLATION INSTRUCTIONS

When installing the fork springs, discard this spacer and the lower washer.

BBR Motorsports recommends starting with the standard oil viscosity and height (10W at 130mm from the top of the tube, compressed). Heavy riders may want to switch to a heavier fork oil or raise the oil level. Check your owners manual for proper service information.



# BBR

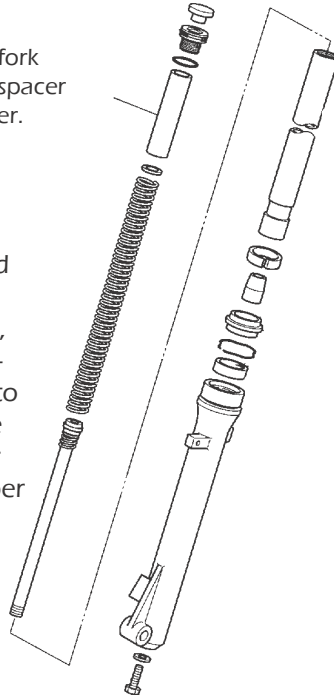
MOTORSPORTS (253) 631-8233 · www.bbrrmotorsports.com

# TT-R 125

## FORK SPRING INSTALLATION INSTRUCTIONS

When installing the fork springs, discard this spacer and the lower washer.

BBR Motorsports recommends starting with the standard oil viscosity and height (10W at 130mm from the top of the tube, compressed). Heavy riders may want to switch to a heavier fork oil or raise the oil level. Check your owners manual for proper service information.



# BBR

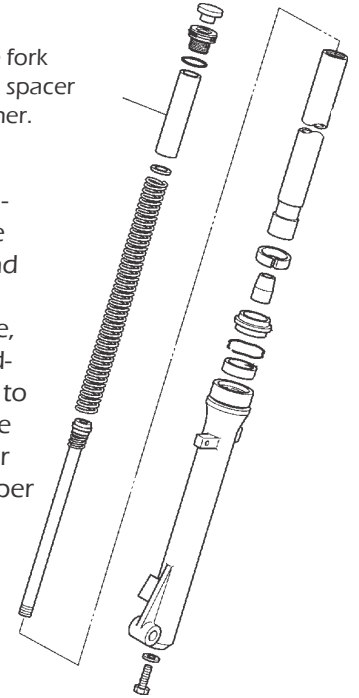
MOTORSPORTS (253) 631-8233 · www.bbrrmotorsports.com

# TT-R 125

## FORK SPRING INSTALLATION INSTRUCTIONS

When installing the fork springs, discard this spacer and the lower washer.

BBR Motorsports recommends starting with the standard oil viscosity and height (10W at 130mm from the top of the tube, compressed). Heavy riders may want to switch to a heavier fork oil or raise the oil level. Check your owners manual for proper service information.



# BBR

MOTORSPORTS (253) 631-8233 · www.bbrrmotorsports.com